



# COMO

---

## OIL & PROPANE

### ASHLAND

3700 East Lake Shore Drive  
Ashland, WI 54806  
715-682-8880

### BARNUM

3636 County Road 61  
Barnum, MN 55707  
218-389-6578 or  
800-777-4642

### CABLE

42835 US Highway 63  
Cable, WI 54821  
715-798-3566 or  
800-777-8566

### DULUTH/SUPERIOR

4330 West 1st Street, Suite A  
Duluth, MN 55807  
218-722-6666

### GRAND MARAIS

2 Highway 61 East  
Grand Marais, MN 55604  
218-387-1165

### HIBBING

11419 Highway 37  
Hibbing, MN 55746  
218-262-0855 or  
218-262-1343

### MINONG

809 West Limits Road  
Minong, WI 54859  
715-466-4115

### TOWER

6403 Highway 169  
Tower, MN 55790  
218-753-2482 or  
888-891-2666

### TWO HARBORS

614 10th Street  
Two Harbors, MN 55616  
218-834-2666 or  
800-737-9351

## THE COMO CUSTOMER *Promise*

*“Customers are not interruptions to our work. They are the purpose of it. We are not doing them a favor by serving them. They are doing us a favor by giving us the opportunity to serve them.”*

~ The employees of Como Oil and Propane

### Como Oil and Propane pledges to:

- Provide prompt, dependable, safe and friendly service
- Treat you with courtesy and respect – always
- Stand behind our products and services
- Provide a hassle-free experience when you honor us with your business
- Listen to you and continue to improve our products and services
- Provide a dedicated and knowledgeable staff to serve you
- Keep you informed about our products and services
- Be a leader in the community
- Earn your trust and loyalty by building a long-term relationship with you

www.comoilandpropane.com

COMO OIL AND PROPANE  
4330 West 1st Street, Suite A  
Duluth, MN 55807



PRSR STD  
U.S. Postage  
PAID  
Permit No. 705  
Duluth, MN



welcome to

# COMOcountry

DELIVERING A LOT MORE THAN FUEL.

ISSUE NO. 15  
SPRING/SUMMER 2011

## Peace, Love & Barbecue



**It's a smell that turns every head,** the signature smell of summer and a favorite American pastime, 'tis the season of BBQ!

Barbecue is also known as "Barbeque", "barbecue", "barbique", "Bar-B-Cue", "Bar-B-Que", "Bar-B-Q", "BBQ", "Cue", and "Q". No matter how you spell it, it seems everyone enjoys it.

In fact, a 2009 study conducted by the Hearth, Patio & Barbecue Association (HPBA) shows that 82 percent of all U.S. households own a grill or smoker and use it an average of five times per month. Grilling

peaks during the summer months where average use rises to 1 - 2 times per week. The most popular grilling

**... 82 percent of all U.S. households own a grill or smoker and use it an average of five times per month.**

occasions are the holidays of Fourth of July, Memorial Day and Labor Day, but an increasing number of grillers (56 percent) report using their grills during the winter, too.

### GRILLING IS FUN AND PRACTICAL

According to HPBA's biennial survey of consumer grilling preferences, the top four reasons people grill are:

- because it's affordable and helps save money.
- because it's convenient and easier than cooking inside.
- because it tastes so darn good.
- because it's a great way to spend more time at home with the family.

To help you make the most out of the grilling season, Como is offering some great pricing specials on grills, a recipe for salmon lovers and some important safety tips. **So go on and get grilling with Como.**



# Introducing The Big Green Egg

**It's a Grill. It's a Smoker. It's an Oven.**

Made of space-age ceramics, the Big Green Egg is at the top of its game in any cooking mode. "The Big Green Egg has made believers out of literally everyone who tries it, said Mike McManus, Como's Grill Master. No doubt this is the most versatile grill on the market."

The Big Green Egg is fueled by natural lump charcoal, which consumes sparingly. One 20-pound bag will last more than a month when cooking several times a week. Approximately 80 percent of the charcoal remains after cooking, making The Big Green Egg cost-effective and fun.



Como Oil and Propane is proud to be a new retailer of The Big Green Egg. The grill comes in a variety of sizes and there are many accessory options to choose from. Visit Como's Duluth office and see the grills on display or call 218-722-6666 and ask for Grill Master Mike for more information.

## Special Introductory Offer

Purchase a large Big Green Egg for just \$799. Offer ends June 30, 2011.



## Grilling with The Grill Master

..... A Mike McManus favorite



### Grilled Salmon on Green Egg

Grilling time: 15 – 20 Minutes

- Salmon fillets (with skin on), 4 to 5 ounces per serving
- 1/2 cup soy sauce
- 1/2 cup lemon juice
- 1/3 cup brown sugar
- 1/4 cup olive oil
- 2 cloves garlic, crushed
- 2 tbsp butter, melted
- 2 tbsp maple syrup
- Bad Byron's Butt Rub, to taste

#### Directions

- Combine soy sauce, lemon juice, brown sugar, oil and garlic and stir to dissolve sugar.
- Pour into zippered-top plastic bag and add salmon. Refrigerate for 3-6 hours.
- Remove from bag and let stand at room temp for 30 minutes. Then pat dry with paper towel.
- Mix together butter and maple syrup and brush over salmon. Sprinkle Butt Rub on salmon.
- Set up Egg for direct cooking at 350 F. Place salmon on grill for 15 to 20 minutes until done.
- Remove salmon; with a clean brush, apply any remaining maple syrup and butter mixture.
- Wrap in foil for 5 to 10 minutes before serving.

## Nothing is Better Than Butt Rub!

*"Many people ask me what my secret is to grilling mouth watering food," said Mike McManus, Como's Grill Master, "and I always tell them, it's all in the Butt Rub."*

**Now you can get Mike's secret ingredient at Como.**



Purchase a small Butt Rub seasoning for just \$5 or go for the gusto and get a large Butt Rub for only \$20.

**To order, call your local Como office and tell them you need a Butt Rub.**

# Get Ready for Pre-Buy

Last year, Como customers who took advantage of the special pre-buy pricing offer saved an average of \$363. Como's pre-buy program allows propane customers the opportunity to purchase a year's worth of propane in advance of the heating season when pricing is typically at its lowest.

[WWW.COMOOILANDPROPANE.COM!](http://WWW.COMOOILANDPROPANE.COM!)

Over the past five years, Como customers who secured their propane gallons in advance of the heating season experienced the following savings:

2010 - 2011	\$363
2009 - 2010	\$485
2008 - 2009	(\$207)
2007 - 2008	\$458
2006 - 2007	\$56

### Stay tuned for more information.

Como's propane pre-buy pricing offer will be arriving in your mailbox soon.

## Cooking with Gas

If you prefer cooking with gas but despise flare-ups then you need a Holland Grill.

The Holland Grill is not an "ordinary" gas grill. Made right here in the USA, a Holland cooks food better and does it easier than any gas BBQ grill made. Period. If you're looking for a gas grill that's easy to use and grills the most tender, juicy food you'll ever taste, you're looking for a Holland Grill.

Tired of fighting the fire on an ordinary gas grill? A Holland Grill has an exclusive drip pan between the food and the flame, so food won't catch on fire. Drippings strike the drip pan and sizzle and smoke, giving the food its distinctive Holland Grill juicy flavor. The Holland is the only grill made which offers a No Flare-Up Guarantee--in writing!



### Holland Grill Special Offers

The Holland Maverick grill  
on sale now for  
**\$499.00**

The Holland Epic grill, Como's  
bestseller, on sale now for **\$799.00**

The Holland Apex stainless steel grill  
on sale now for **\$999.00**

## Tasty Safety Tips

*The aroma of food cooking on the grill is the official smell of summer! Eat well and stay safe by following these important grilling safety tips provided by the Propane Education & Research Council.*

- Always follow grill manufacturer's instructions and keep written materials accessible.
- When lighting a grill, make sure the top is open.
- Always use or store cylinders outdoors in an upright (vertical) position.
- When the cylinder is refilled, have the supplier check for dents, damage, rust or leaks.
- Before connecting or lighting a propane gas grill, use a leak-detection solution to check connections for tightness. Do not use matches or lighters to check for leaks. Your propane gas supplier has leak-detection solutions and instructions.
- After filling or exchanging, take the cylinder home immediately. Keep the vehicle ventilated and the cylinder valve closed and capped.
- If there is an uncontrollable release of gas, call the fire department.
- Do not allow children to tamper or play with the cylinder or grill.
- Do not smoke while handling a propane cylinder.
- When not in use, make sure all grill burner controls are turned off and that the valve cylinder is closed.
- Do not use, store, or transport cylinders near high temperatures (this includes storing spare cylinders near the grill).
- When a grill is not in use, cover disconnected hose-end fittings with small, plastic bags or protective caps to keep clean.
- Never pour accelerant such as lighter fluid on the grill.

# Como Customer Profile

Thank you Mike for sharing your story with us and allowing us to share it with all of our customers. ~ All of us at Como

Dear Como,

Being a restaurant owner, I know how important delivering friendly, responsive customer service is to running a business. I have used Como as the propane supplier at my restaurant, The Dry Dock, in Duluth, MN since 1989 and I couldn't complain a bit.

I stay with Como because they always keep my tank full, which means I can help keep my customer's bellies full. They are very fair on their price and are just all around service oriented people.

I plan to keep on cooking with Como!

Sincerely,

*Mike Van,  
owner The Dry Dock Restaurant*



Mike invites all of Como's customers to visit The Dry Dock for breakfast on Saturday and Sunday mornings. "This is not your traditional bacon and eggs kind of breakfast, says Mike. We make everything from scratch and have lots of unique items to choose from."

**2820 Midway Rd  
Duluth, MN 55810**



## Armed Forces Appreciation .....

**Como understands** what our military family's face when their loved one is deployed. To help ease the mind of our customers, Como is offering a special service to help those protecting our country's liberties.

### **Operation Thank You**

Any service member that is deployed overseas during the next heating season can rely on Como to provide free labor to service your furnace, boiler or water heater if it breaks down. Offer is valid to all existing customers as well as new customers that are a member of our armed forces and are deployed for the next heating season or until April 30, 2012.

*Customers must notify Como of your deployment, keep their account current, be on scheduled delivery and use oil or propane as your primary heat.*

**For questions or to notify Como of your deployment, please contact your local Como office.**



# Appliance Rebates

The Minnesota Propane Gas Association is offering a limited number of appliance rebates this summer, making now the time to upgrade your appliances and save!

## Water Heater Rebates

Switch out your old propane water heater to a new propane water heater and receive a

**\$250 rebate.**

Switch out your electric or oil water heater for a propane water heater and receive a

**\$350 rebate.**

If you are building a home, purchase a new propane water heater and receive a

**\$350 rebate.**

## Furnace Rebates

Switch out your old propane furnace for a new 90% + efficient propane furnace and receive a

**\$200 rebate.**

Switch from an electric or oil furnace to a 90% + efficient propane furnace and receive a

**\$400 rebate.**

If you are building a home, purchase a new 90% + efficient propane furnace and receive a

**\$400 rebate.**

## Boiler Rebates

Switch out your old propane boiler to a new 85% + propane boiler and receive a

**\$200 rebate.**

Switch from an electric or oil boiler to a 85%+ propane boiler and receive a

**\$400 rebate.**

If you are building a new home, purchase a 85%+ propane boiler and receive a

**\$400 rebate.**

The rebates are being offered to Minnesota residents only at this time. For more information on the Minnesota Propane Gas Association rebates, call Mike McManus at 218-722-6666.



## EMPLOYEE PROFILE

Meet Derek Hage – Sales Associate

Some of you reading this have already had the pleasure of meeting Derek but we wanted to make sure all of our customers had the chance to get to know one of Como's happiest team members.

Derek began his career with Como in 1997 working in the transport division and moved into the service department in 2007. It was there Derek discovered the thing he liked most about working for Como was spending time talking with customers and finding ways to

help them out. In 2010, Derek began working in sales and is finding his position to be very rewarding.

*"I see my job as being responsible for educating customers so they can decide what is best for them," said Derek. "I want to earn a long-standing relationship with every customer and believe being honest and upfront is the best way to do that. No one likes surprises."*

Derek covers a vast territory including Duluth, Superior, Cloquet, Two Harbors and the surrounding area. If you see Derek in your neighborhood, be sure to say hi and congratulate him on his new role.



**Derek Hage • Sales Associate**

# e-as<sup>y</sup> Two <sup>1</sup> Ways to **Connect with Como**



We are currently updating our customer records and are asking customers for their email addresses. Our purpose for asking is to be able to keep our customers updated with important safety information and special pricing offers. We promise to only email you with important information and we will never sell your email address to another organization.

To get on the list, please call your local Como office today!

Another way to update your information with Como is to sign up for online fuel ordering and bill pay at [comooilandpropane.com](http://comooilandpropane.com). Customers who sign up with us online between now and June 30th will receive a \$5 Como Cash certificate via email.

**[www.comooilandpropane.com](http://www.comooilandpropane.com)**

## [ COMO'S FURNACE CLEANING SPECIAL - TIME SENSITIVE MATERIAL! ] **COMO'S 10-POINT HEATING APPLIANCE CLEANING SPECIAL**

Clean heating appliances are efficient heating appliances and Como is rewarding customers who get their appliances cleaned early.

### OUR TRAINED SERVICE TECHNICIANS WILL:

- |                                  |                                              |
|----------------------------------|----------------------------------------------|
| 1 inspect/vacuum heat exchanger  | 7 inspect flue pipe/vacuum                   |
| 2 lubricate motors/bearings      | 8 check/adjust controls                      |
| 3 check/set fuel pressure        | 9 check/set water pressure (boilers only)    |
| 4 replace fuel filter (oil only) | 10 check/drain expansion tank (boilers only) |
| 5 replace nozzle (oil only)      |                                              |
| 6 adjust/clean burner(s)         |                                              |



Delivering a lot more than fuel.

### **FURNACES**

**\$89<sup>95</sup>**  
LABOR

Parts & supplies additional  
(nozzles, filters, etc.)

### **BOILERS**

**\$119<sup>95</sup>**  
LABOR

Parts & supplies additional  
(nozzles, filters, etc.)

### **FIREPLACES**

**\$89<sup>95</sup>**  
LABOR

Parts & supplies additional

### **WATER HEATERS**

**\$39<sup>95</sup>**  
LABOR

When done at time of furnace cleaning.  
Parts & supplies additional  
(nozzles, filters, etc.)

**\*Price includes labor only. Parts and supplies including nozzles, filters, etc. are additional.  
Call your local Como office and make an appointment today!**

# 10 IN 11

## The Como Modified Series Expands to 10 Races in 2011

Each year since the Modified Series' inception in 2006, Como has been adding to the series to make it bigger, louder and more fun for fans and drivers.

This year, Como has added two races in Ogilvie, MN to the schedule giving drivers more opportunities to compete for the title and fans more opportunities to revel in their passion for dirt track racing.

### 2011 COMO MOD SERIES SCHEDULE

Ogilvie: Wednesday May 25th (\$2,000 to win purse)

Hibbing: Wednesday June 15th (\$1,500 to win purse)

Ashland: Tuesday June 28th (\$1,500 to win purse)

Proctor: Wednesday June 29th (\$1,500 to win purse)

Superior: Tuesday July 12th (\$1,500 to win purse)

Ogilvie: Wednesday August 3rd (\$2,500 to win purse – Minnesota Modified Hall of Fame)

Proctor: Thursday September 1st (Silver 1000)

Hibbing: Saturday September 3rd (Labor Day Shootout)

Superior: Saturday September 10th (Northern Nationals)

Ashland: Friday & Saturday September 30th and October 1st (Red Clay Classic)



TO BECOME A SPONSOR OF THE 6TH ANNUAL COMO MODIFIED SERIES, CONTACT JOE STARIHA AT 218-722-6666 OR [JSTARIHA@COMOLP.COM](mailto:JSTARIHA@COMOLP.COM). FOR UP-TO-DATE RACING INFORMATION VISIT [COMOMODSERIES.COM](http://COMOMODSERIES.COM).



[WWW.COMOMODSERIES.COM](http://WWW.COMOMODSERIES.COM)



Como Oil and Propane has been serving the heating needs of customers in the Northland for over 65 years. We are proud to be your preferred choice and look forward to serving you for many decades to come.

Thank you for allowing us to take care of your heating needs. We appreciate your business!

Sincerely,  
All of us at Team Como

## Stay Cool with Como

While Como is known for keeping you warm in the winter, we can also keep you cool in the summer with air conditioning.

Como offers the industry's most efficient mini splits and air conditioning units and we offer installation.



**COMO**  
OIL & PROPANE

Delivering a lot more than fuel.

## Cabin Season is here!

Opening up the cabin is an exciting start to the spring season! During the winter months, the ground often shifts due to the frost levels under ground and this may have caused your propane system to shift as well.

Como encourages cabin owners to pay attention to signs that your propane system has been affected by the change in seasons and offers customers these words of advice.

### **\*\* USE YOUR NOSE \*\***

When you open up your cabin, smell around inside to see if you sense the odor of propane. Propane has a strong, unpleasant smell like rotten eggs, a skunk's spray or a dead animal. Propane manufacturers add the smell

deliberately to help alert customers to propane leaks, which can create a safety hazard.

If you do smell propane, **DO NOT** operate any lights, appliances, telephones or cell phones. Flames or sparks from these sources can trigger an explosion or fire. Leave the area immediately and call 911 from a neighbor's house.

### **\*\* BE AWARE OF PESTS \*\***

The scent of propane is attractive to flies. Check around your propane piping to see if there are any flies buzzing around it. This may indicate you have a propane leak.

### **\*\* CHECK THE GAUGE \*\***

Be sure to check your propane gauge to see if you need a fill. If you do, please call

Como and schedule a delivery right away.

The best way to make sure your propane system is operating properly is to call Como and schedule a system safety check. These checks can provide you with the peace of mind needed to truly relax at the cabin.



# SIGN UP FOR LEVEL PAY!

Take the guesswork out of knowing how much your heating bill will be each month by signing up for Como's convenient Level Pay Plan.

With the Level Pay Plan, our customers enjoy these benefits:

- No surprises – your heating bill will be the same each month\*
- Flexibility – you choose a plan to spread your equal payments over a period of 8 – 12 months, similar to other monthly payments, such as mortgage, phone and electric bills
- No finance charges
- A more convenient way to manage your household budget

## Please Note:

- To qualify, all outstanding balances must be paid in full
- Once you begin, your Level Pay Plan will automatically renew each year until you notify us of your wish to discontinue
- Final month in the plan will be the settlement month
- Your fixed monthly amount does not include any service work performed on your appliances

\*To reduce the chances of a large bill adjustment for the final month of the plan, budget payments may be modified during the heating season if temperatures are significantly different than normal. During the final month of the plan, your account will be reviewed. If money is owed to Como, we will notify you at this time. If you are owed a credit, you can choose to roll this amount into the next budget period or receive a refund.

Como's Level Pay Plan is simple. You choose a plan from 8 – 12 months. Next, Como will calculate a fixed monthly payment for you based on your usage history. Then, you decide if you would like to be invoiced each month or have your payments made automatically from your checking or savings account or your debit or credit card. It's that easy!

For more information or to sign up, call your local Como office today or visit us online at [www.comoilandpropane.com](http://www.comoilandpropane.com)!

Clip and Save!

## Important Propane Safety Information

### WHAT TO DO IF YOU SMELL GAS



#### 1. NO FLAMES OR SPARKS!

Immediately put out all smoking materials and other open flames. Do not operate lights, appliances, telephones or cell phones. Flames or sparks from these sources can trigger an explosion or fire.



#### 2. LEAVE THE AREA IMMEDIATELY!

Get everyone out of the building or area where you suspect gas is leaking.



#### 3. SHUT OFF THE GAS.

Turn off the main gas supply valve on your propane tank if it is safe to do so. To close the valve, turn it to the right (clockwise).



#### 4. REPORT THE LEAK.

From a neighbor's home or other nearby building away from the gas leak, call your propane retailer right away. If you can't reach your propane retailer, call 911 or your local fire department.



#### 5. DO NOT RETURN TO THE BUILDING OR AREA until your propane retailer determines it is safe to do so.



#### 6. GET YOUR SYSTEM CHECKED.

Before you attempt to use any of your propane appliances, your propane retailer or a qualified service technician must check your entire system to ensure that it is leak free.


### — WORKING ON PROPANE SYSTEMS IS NOT A DO-IT-YOURSELF JOB —

Only a qualified service technician has the proper training to install, inspect, service, maintain and repair your appliances. Call your local Como office to have your appliances and propane system inspected each year by one of our qualified service technicians.


# IMPORTANT PROPANE SAFETY INFORMATION FOR USERS OF SMALL CYLINDERS

Please read and share these safety rules with your family to help keep everyone safe and to reduce the risk of serious and potentially fatal injury, fire or explosion.

## TRANSPORTING SMALL CYLINDERS


- **ALWAYS** transport and store a cylinder in a secure and upright position so it will not fall, shift or roll 
- **ALWAYS** close the cylinder valve and, if required, seal with a plug, even if the cylinder is empty. Ask your propane retailer if a plug is required
- **NEVER** keep a filled cylinder inside a hot vehicle or transport it inside a closed trunk
- **ALWAYS** place the cylinder in a well-ventilated area of the vehicle
- **ALWAYS** proceed directly to your destination and immediately remove the cylinder from your vehicle
- The law places limits on the number of cylinders and the amount of propane that can be transported in closed-bodied vehicles such as passenger cars and vans. Ask your propane retailer for more information on state and local codes that apply to you


## STORING SMALL CYLINDERS

- **NEVER** store or place a propane cylinder indoors or in an enclosed area such as a basement, garage, shed or tent
- **NEVER** store or place a propane cylinder in an area of excessive heat (120 degrees or higher) or near a stove, fireplace or other heat source. The heat builds up pressure inside the cylinder, which may cause the pressure relief valve to release propane. Flash fires or explosions can result from exposing cylinders to heat
- **NEVER** store or place a spare cylinder under or near a barbecue grill
- **DO NOT** smoke or have any ignition sources such as flames or spark-producing electrical tools in the area while handling or transporting cylinders 


## TAMPERING WITH/REPAIR OF SMALL CYLINDERS OR OUTDOOR APPLIANCES

**DO NOT UNDER ANY CIRCUMSTANCES TRY TO MODIFY OR REPAIR VALVES, REGULATORS, OR OTHER CYLINDER OR APPLIANCE PARTS.**

Propane cylinders incorporate special components such as valves, connectors and other parts to keep them safe for use with grills and other propane appliances. Damage to any component can cause a gas leak. 

**DON'T RISK IT!** Call your propane retailer or a qualified service technician for assistance. 

## TESTING FOR PROPANE LEAKS

It is important to inspect your cylinder and outdoor gas appliances for leaks. Do this before using them for the first time each season, as well as on a regular basis. This can be accomplished with a simple "bubble" test: 

- 1) Apply leak detector solution or thick soapy water to the connection(s) between the cylinder valve and the regulator outlet. These connections are marked with an "x" on the diagram below.
- 2) Slowly open the cylinder valve and watch for bubbles.
- 3) If bubbles appear, close the cylinder valve, tighten the connection, and repeat the process. If bubbles still appear, call your propane retailer immediately.


## REFILLING SMALL CYLINDERS

**MAKE SURE YOUR CYLINDER IS EQUIPPED WITH AN OVERFILL PREVENTION DEVICE (OPD)**


An OPD is a safety feature that helps prevent small propane cylinders from being overfilled. An overfilled cylinder doesn't have enough space left if the liquid expands when exposed to warmer temperatures. This can cause an increase in cylinder pressure and create potentially hazardous conditions.

Most cylinders with OPDs have special triangular handwheels with the letters "OPD" on them. In many states, cylinders without OPDs cannot be refilled. If you are uncertain as to whether your cylinder has an OPD valve on it, ask your propane retailer.

## OLD OR DAMAGED CYLINDERS

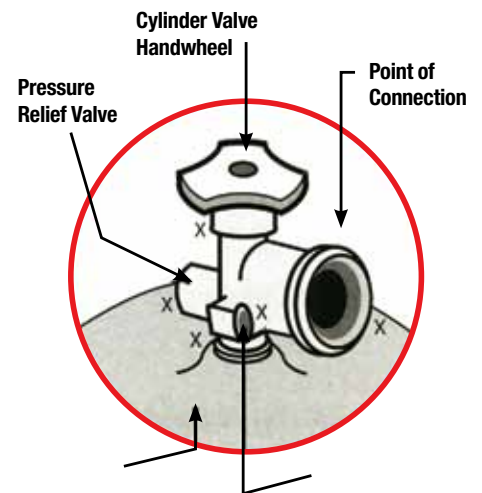
**NEVER** use a damaged cylinder or a cylinder that has been in a fire. All cylinders must be inspected before they are refilled. The law requires periodic inspection of cylinders, and it is against the law to refill out-of-date cylinders. The last inspection date is stamped on the cylinder. 

## DISPOSAL OF CYLINDERS

**NEVER** dispose of your propane cylinder by throwing it in the trash. Check to see if there are municipal programs for collection in your area or contact your propane retailer for guidance on disposal of the cylinder. 

## WHAT DOES PROPANE SMELL LIKE?

**PROPANE SMELLS LIKE ROTTEN EGGS, A SKUNK'S SPRAY OR A DEAD ANIMAL. PROPANE MANUFACTURERS ADD THIS SMELL TO HELP ALERT CUSTOMERS TO PROPANE LEAKS.**



## IF YOU SMELL GAS



1) Immediately put out all smoking materials and other open flames





2) If you are able to, safely turn off the cylinder valve. To close the valve, turn it to the right (clockwise)



3) Immediately leave the area and call 911 or your local fire department



4) Before you restart the appliance, have a qualified service technician inspect your cylinder and appliance



# COMO SUMMER FUN

## Como Coloring Contest

Ages 0 – 5 – \$100 savings bond

Ages 6 – 10 – \$100 savings bond

Ages 11 – 15 – \$100 savings bond

One winner will be chosen out of each age group.

Name: \_\_\_\_\_

Age: \_\_\_\_\_

Address: \_\_\_\_\_

Phone number: \_\_\_\_\_

Please mail to:

Como Coloring Contest

P.O. Box 16108

Duluth, MN 55816

Entries are due by June 30, 2011